



AUBURN CITY

SCHOOL SYSTEM SNAPSHOT: 2021 EDITION*

P.O. Box 3270 | Auburn, AL 36831 | (334) 887-2100

Superintendent Dr. Cristen Pratt Herring

Board Members Charles Smith, Melanie D. Chambless, Dr. William T. Hutto, Dr. Terry Jenkins, Kathy Powell

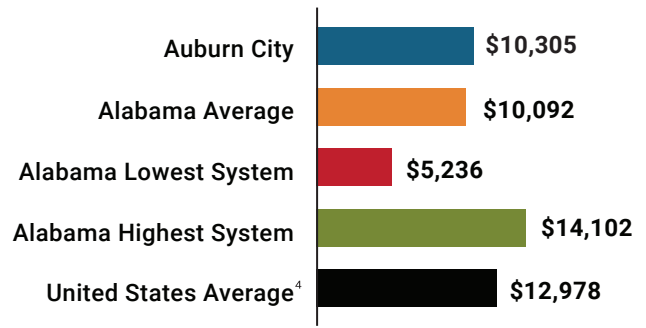
\$7,024,810
Cost of One Month's Operation/General Fund

2.69
Number of Months Reserve Balance

By the Numbers

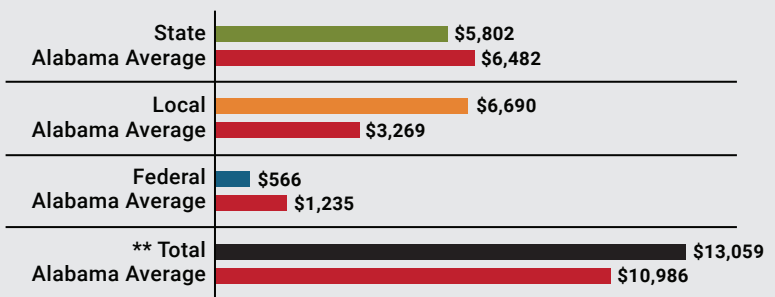
	Schools¹	13
	Students/ADM²	8,716
	Free & Reduced Lunch	27%
	Community Eligibility Program	17%
	Number of Route Buses³	90
	Buses 10 yrs. old or less.....	98%
	Students Bused.....	4,658
	Full-Time Employees	1,066
	Teachers.....	556
	Principals/Assistant Principals.....	30
	Counselors.....	22
	Librarians.....	16
	Other Certified Employees.....	37
	Support Personnel.....	405

Total Per-Pupil Expenditures (PPE)



Per-Pupil Revenue Sources

Auburn City Revenue Sources



128 STATE RANK	4 LOCAL RANK	131 FEDERAL RANK
--------------------------	------------------------	----------------------------

OVERALL SYSTEM RANK 13

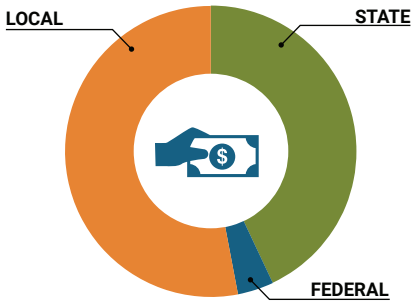
** Total Revenue Among 137 School Systems

¹ Schools with enrollment, including Alternative and Career Technical Education
² Average Daily Membership
³ Data collected in FY19 and used for FY21 funding
⁴ 2019-2020 NEA Rankings of the States

* THIS REPORT INCLUDES FISCAL YEAR 2019 DATA

School System Revenue

How was your school system funded?¹



\$50,573,987	STATE	43%
\$4,934,140	FEDERAL	4%
\$62,087,901	LOCAL	53%
— \$9,054,320	Local 10-Mill Match	
\$53,033,581	AVAILABLE LOCAL REVENUE	

VALUE OF 1-MILL
For Your School System

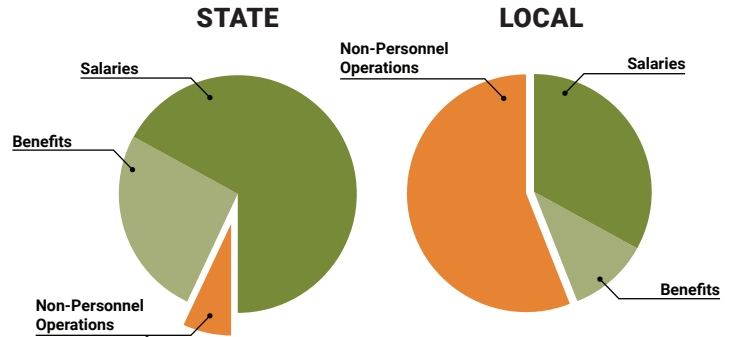
\$905,432

School System Spending

How did your school system spend state & local dollars?¹

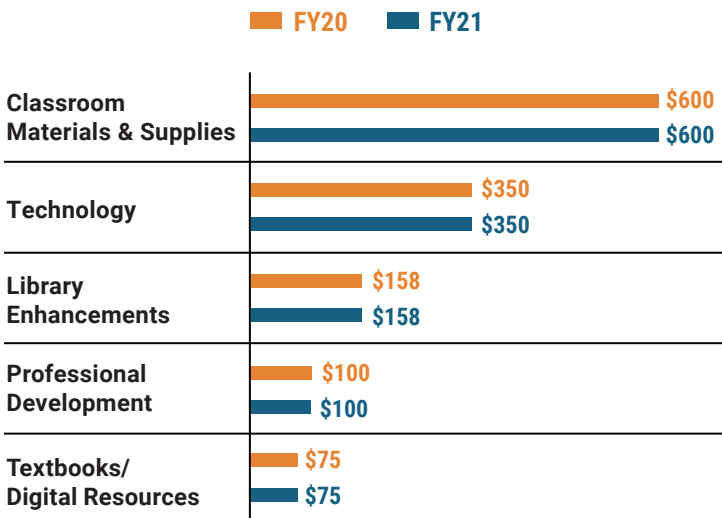
	STATE SPENDING ^{2,3}	LOCAL SPENDING ²
Salaries	\$37,125,613	\$9,557,512
Benefits	\$14,660,286	\$3,167,893
Non-Personnel Operations	\$3,605,335	\$16,287,990
TOTAL	\$55,391,234	\$29,013,395

¹ Revenues and expenditures may contain nominal variances
² Does not include debt service or capital outlay
³ Includes 10-mill match
⁴ Such as utilities, operations & maintenance, etc.

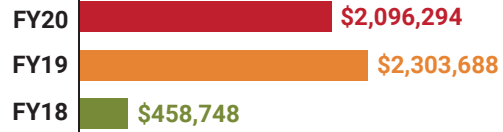


Only 7% of state funding is available for non-personnel expenditures⁴

Instructional Support



Educational Advancement & Technology Fund⁵



⁵ These one-time supplemental funds may be used for repairs and deferred maintenance, classroom instructional supplies, insurance for facilities, transportation, technology and school safety measures.

System Debt

TOTAL DEBT⁶	DEBT PER STUDENT
\$587,971	\$67

⁶ The debt totals in system audit reports may differ due to audit adjustments.



ALABAMA
ASSOCIATION OF
SCHOOL BOARDS

Sally Smith, J.D.
Executive Director

Lissa Tucker, J.D.
Director of Government Relations

43 South Jackson Street
Montgomery, Alabama 36104

1-800-562-0601 | AlabamaSchoolBoards.org

@AlaSchoolBoards Facebook.com/AlabamaSchoolBoards